

AMPHI - LOGGIA - PATIO DESIGN


Mozaik



Product categories



Delicatessen



Cheese



Dairy products



Pastries



Pre-packed fruit&veg



Fruit and Vegetables

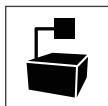


Sandwiches

Technical features



Ventilated



Remote condensing unit



LED lighting



High efficiency fans



Electric defrost



Off-cycle defrost

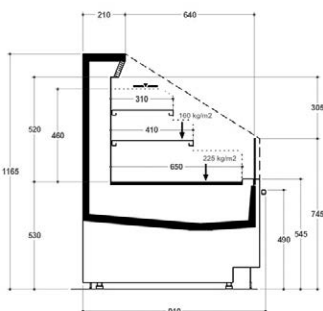
AMPHI - LOGGIA - PATIO DESIGN

Mozaik

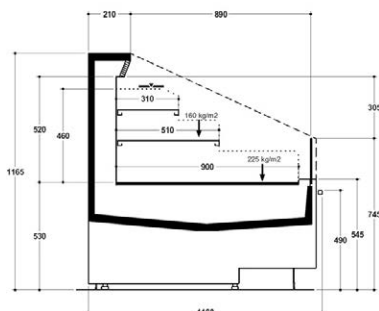
Product range

AMPHI - LOGGI - PATHIO DESIGN																								
Length- Lunghezza Longueur- Länge- Longitud mm	13-1250	13-1875	13-2500	13-3750	13-EOL 2450S	15-1250	15-1875	15-2500	15-3750	XL 12 M-1250	XL 12 M-1875	XL 12 M-2500	XL 12 M-3750	XL 12 M-EOL188	XL 12 1250	XL 12 1875	XL 12 2500	XL 12 3750	XL 12 EOL219	XL 16 1250	XL 16 1875	XL 16 2500	XL 16 3750	
Loggia Volum	*	*	*	*	*																			
Amphi Volum						*	*	*	*															
Patio 12 Modular										*	*	*	*	*										
Patio 12 XL															*	*	*	*	*					
Patio 16 XL																				*	*	*	*	*
Display area Superficie di esposizione Warenplatz/ausstellungsfläche Surface d'exposition Superficie espositiva m ²	1.21	1.82	2.42	3.63	2.74	1.46	2.19	2.92	4.38	1.33	1.99	2.66	3.99	2.37	1.64	2.46	3.28	4.92	2.86	1.74	2.62	3.49	5.23	
Loading area Superficie di appoggio Nutzfläche Surface de chargement Superficie de appoy m ²	1.35	2.03	2.70	4.05	2.58	1.35	2.03	2.70	4.05	1.13	1.71	2.27	3.41	2.02	1.47	2.21	2.95	4.42	2.21	1.64	2.46	3.28	4.92	
End thickness Spessore spalla Stärke der Seitenwand Épaisseur de chaque joue Espesor lateral mm	100.00																							

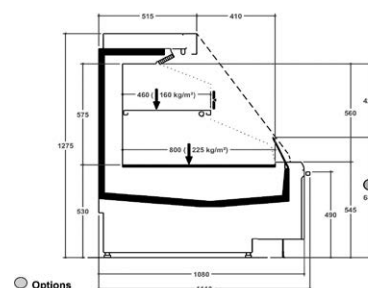
Cross sections



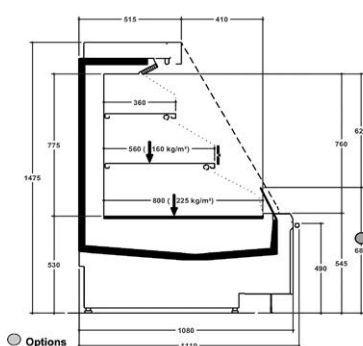
PATIO 12 MODULAR - DESIGN



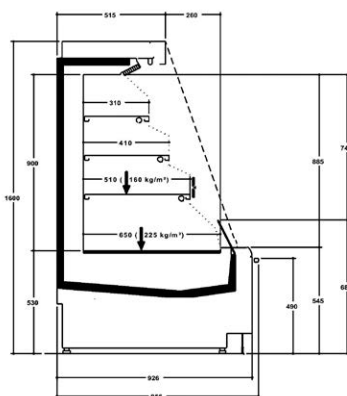
PATIO 12 XL - DESIGN



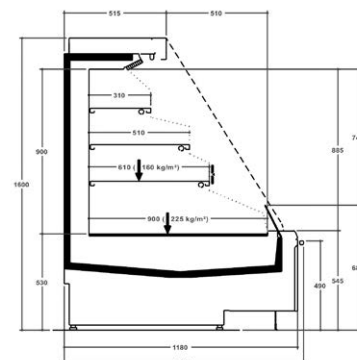
LOGGIA 13 VOLUM - DESIGN



AMPHI 15 VOLUM - DESIGN



PATIO 16 MODULAR - DESIGN



PATIO 16 XL - DESIGN