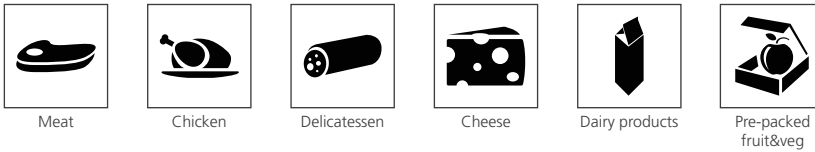


DUALIO E

Mozaik



Product categories



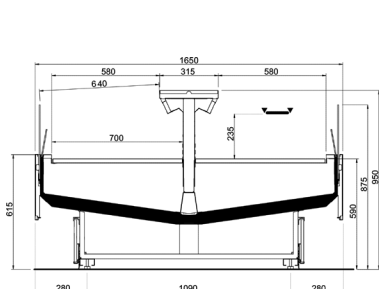
Technical features



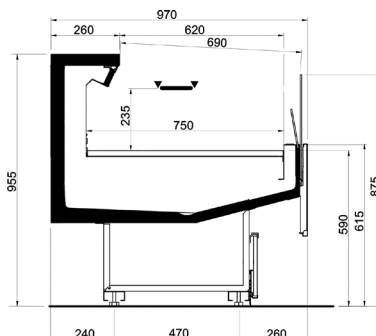
Product range

DUALIO E					
Lenght -Lunghezza Longueur-Länge-Longitud mm	1250	1875	2500	3750	EOL 1650
LL-235	•	•	•	•	•
MAX LL-365	•	•	•	•	•
Dispaly area Superficie di esposizione Warenpräsentationsfläche Surface d'exposition Superficie expositiva m2	1.75	2.62	3.5	5.25	1.16
Loading area Superficie di appoggio Nutzfläche Surface de chargement Superficie de apoyo m2	2.06	3.09	4.12	6.18	1.6
End thickness Spessore spalla Stärke der Seitenwand Épaisseur de cheue joue Espesor lateral mm	50.00				

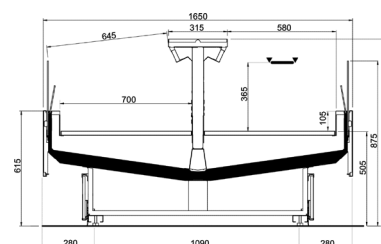
Cross sections



LL 235



EOL - LL 235

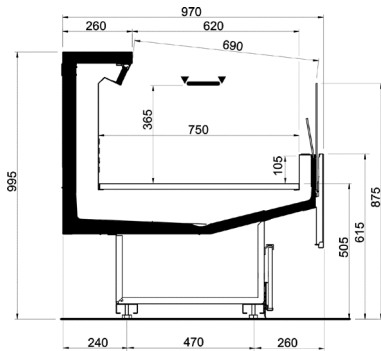


MAX LL 365

DUALIO E

Mozaik

Cross Sections



EOL - MAX LL 365