

# KALEİDO CLOSED

Mozaik



## Product categories




Meat



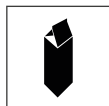
Chicken



Delicatessen



Cheese



Dairy products

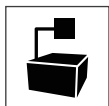


Gastronomy

## Technical features



Ventilated




Remote  
condensing  
unit



LED lighting



High efficiency  
fans



Natural defrost  
Plus

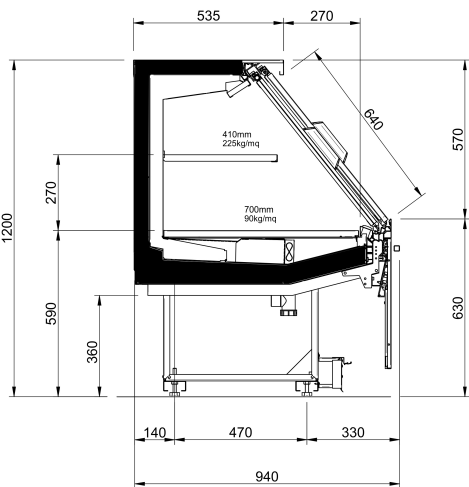


\* Epta S.p.A. participates in the ECC programme for:  
Refrigerated display cabinets (RDC); Check ongoing validity  
of certificate online: [www.eurovent-certification.com](http://www.eurovent-certification.com)  
or using: [www.certiflash.com](http://www.certiflash.com)

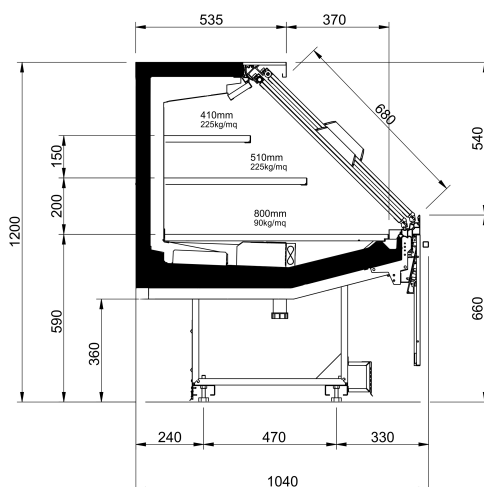
## Product range

KALEIDO CLOSED										
Lenght- Lunghezza Longueur- Länge- Longitud		mm	1250	1875	2500	3750	EOL1822	EOL2016	EOL2225	
<b>KALEIDO CLOSED</b>	<b>DESIGN</b>	<b>S</b>	H1200	•	•	•	•	•		
			H1400	•	•	•	•			
			H1600	•	•	•	•			
		<b>E</b>	H1200	•	•	•	•		•	
			H1400	•	•	•	•		•	
			H1600							
		<b>M</b>	H1200	•	•	•	•			•
			H1400							
			H1600	•	•	•	•			
	<b>STUDIO</b>	<b>S</b>	H1200					•		
			H1400							
			H1600							
		<b>E</b>	H1200	•	•	•	•		•	
			H1400	•	•	•	•		•	
			H1600							
		<b>M</b>	H1200	•	•	•	•			•
			H1400							
			H1600	•	•	•	•			
	<b>STYLE</b>	<b>S</b>	H1200					•		
			H1400							
			H1600							
		<b>E</b>	H1200	•	•	•	•		•	
			H1400	•	•	•	•		•	
			H1600							
<b>M</b>		H1200	•	•	•	•			•	
		H1400								
		H1600	•	•	•	•				
<b>Dispaly area</b> Superficie di esposizione Warenpräsentationsfläche Surface d'exposition Superficie expositiva m2	<b>Slim</b>	H1200	0.81	1.23	1.62	2.44	1.56			
		H1400	1.09	1.63	2.17	3.26				
		H1600	1.33	2.01	2.66	3.99				
	<b>Efficia</b>	H1200	0.90	1.36	1.81	2.71		1.82		
		H1400	1.18	1.78	2.36	3.54		2.37		
		H1600								
	<b>Modular</b>	H1200	1.03	1.55	2.05	3.08			2.21	
		H1400								
		H1600	1,55	2,33	3.69	4.04				
<b>Loading area</b> Superficie di appoggio Nutzfläche Surface de chargement Superficie de apoyo m2	<b>Slim</b>		1.17	1.76	2.35	3.52		1.76		
	<b>Efficia</b>		1.30	1.95	2.60	3.90		2.09		
	<b>Modular</b>		1.42	2.13	2.85	4.27		2.53		
<b>End thickness</b> Spessore spalla Stärke der Seitenwand Épaisseur de cheque joue Espesor lateral mm	30.00 (+ 35 Batticarrello/Bumper Rail/Pare-choc/Wagenstoßleiste/Parachoques)									

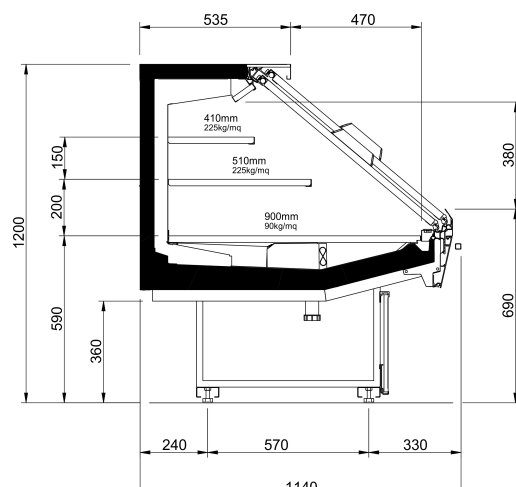
## Cross sections



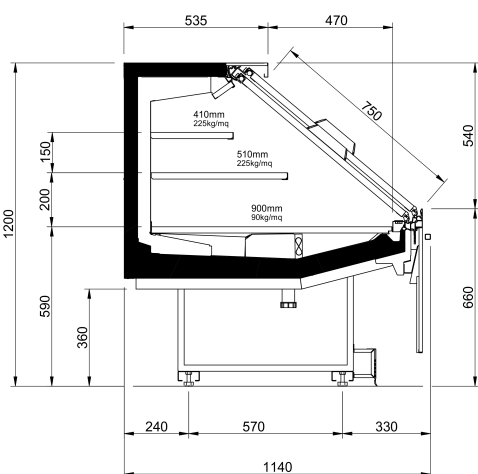
12 SMALL DESIGN



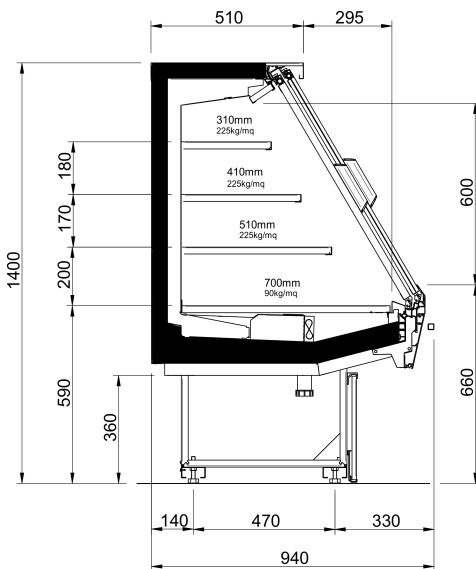
12 EFFICIA DESIGN



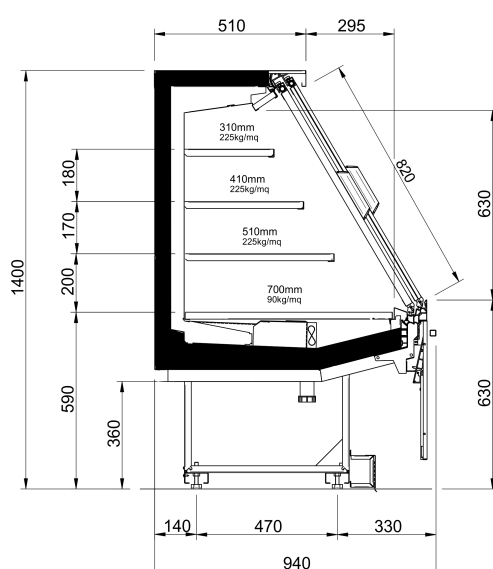
12 MODULAR STUDIO



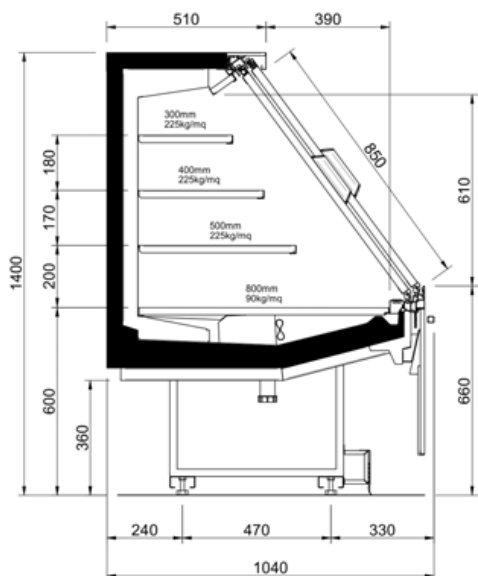
12 MODULAR DESIGN



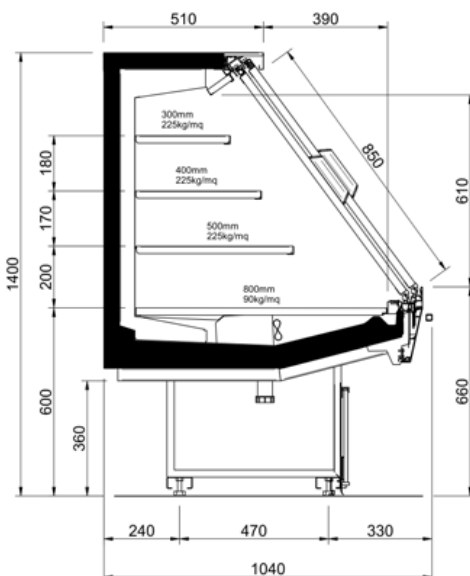
14 SMALL STUDIO



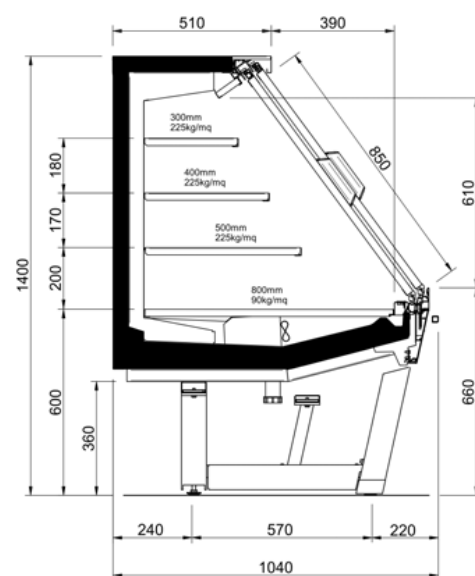
14 SMALL DESIGN



14 EFFICIA DESIGN

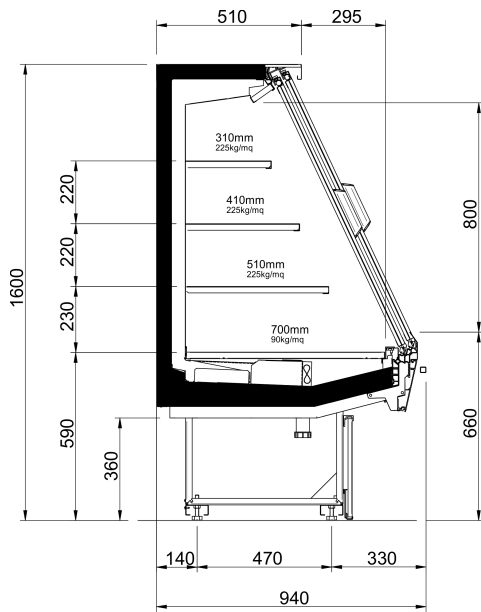


14 EFFICIA STUDIO

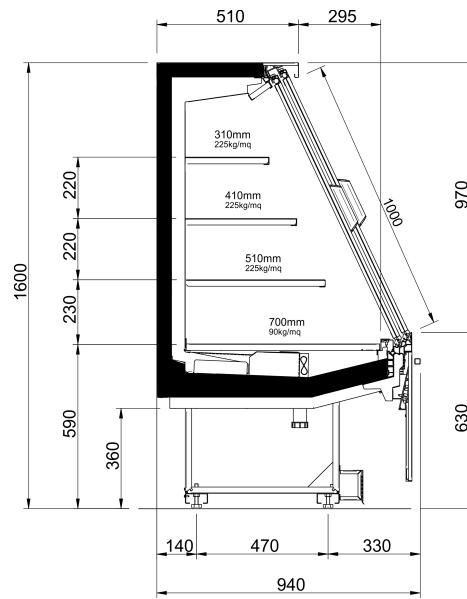


14 EFFICIA STYLE

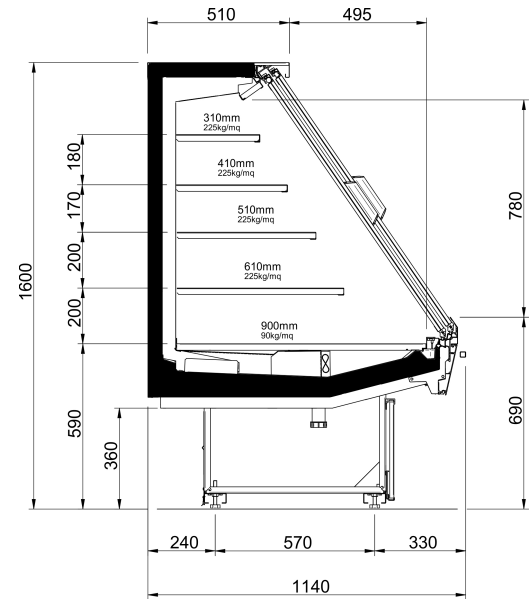
## Cross sections



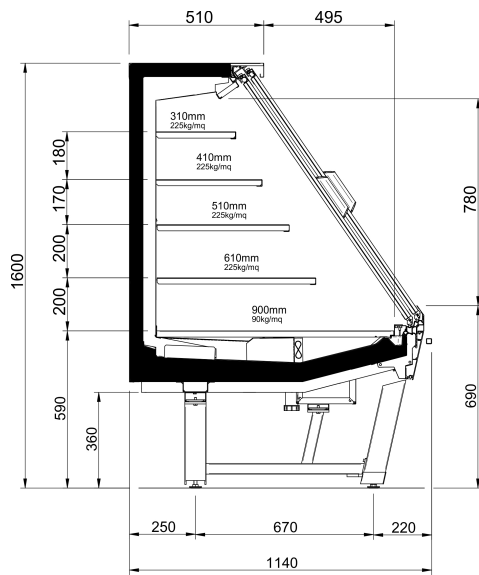
16 SMALL STUDIO



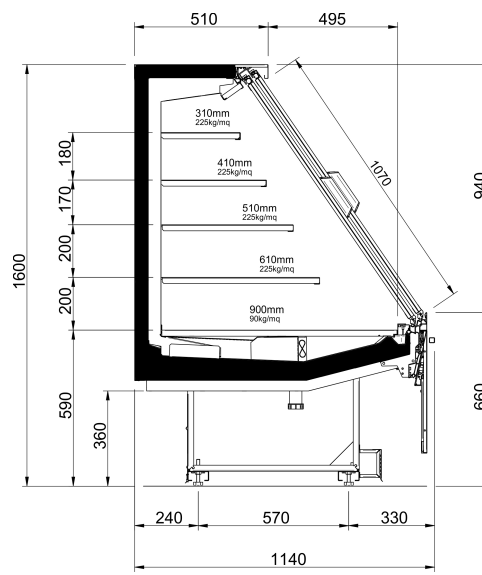
16 SMALL DESIGN



16 NARROW STUDIO



16 NARROW STYLE



16 NARROW DESIGN