

SKYVIEW SEASON

SkyEffect



Product categories

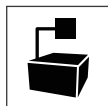


Fruit and
Vegetables

Technical features



Ventilated



Remote
condensing unit



LED lighting



High efficiency
fans



Electric defrost



Off-cycle
defrost

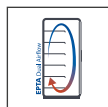


EPTABLUE

Certification and patents



Eurovent*



Epta
DualAirflow



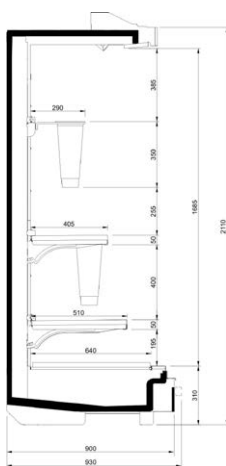
HighFlux

* Epta S.p.A. participates in the ECC programme for:
Refrigerated display cabinets (RDC); Check ongoing validity
of certificate online: www.eurovent-certification.com
or using: www.certiflash.com

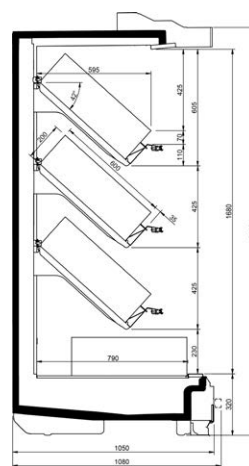
Product range

SKYVIEW SEASON									
Length-Lunghezza Longueur-Länge-Longitud mm		1250		1875		2500		3750	
Altezza mm		20	22	20	22	20	22	20	22
SKYVIEW SEASON	Advance Modular	•		•		•		•	
	Advance Volum	•		•		•		•	
	Value Modular	•		•		•		•	
	Value Volum	•	•	•	•	•	•	•	•
Display area Superficie di esposizione Warenpräsentationsfläche Surface d'exposition Superficie espositiva m2	Advance Modular	2.26		3.39		4.52		6.78	
	Advance Volum	2.32		3.49		4.65		6.97	
	Value Modular	2.26		3.39		4.52		6.78	
	Value Volum	2.32	2.52	3.49	3.77	4.65	5.02	6.97	7.63
Loading area Superficie di appoggio Nutzfläche Surface de chargement Superficie de apoyo m2	Advance Modular	1.10		1.65		2.20		3.30	
	Advance Volum	1.30		1.95		2.60		3.90	
	Value Modular	1.10		1.65		2.20		3.30	
	Value Volum	1.30		1.95		2.60		3.90	
End thickness Spessore spalla Stärke der Seitenwand Épaisseur de chaque joue Espesor lateral mm	30.00 (+ 35 Bumper Rail)								

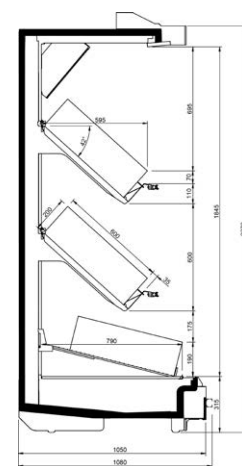
Cross sections



MODULAR VALUE - H20




VOLUM VALUE - H20

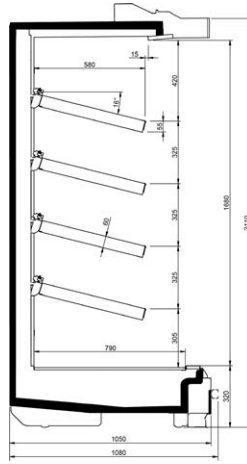


VOLUM VALUE - H22

Cross Sections



MODULAR ADVANCE - H20



VOLUM ADVANCE - H20